



# ECHLIN®

## GAS FUEL INJECTION

### WHAT'S IN YOUR BOX?

**The most advanced, precise gasoline fuel injectors for GDI, Multi-Port, TBI, and more.**

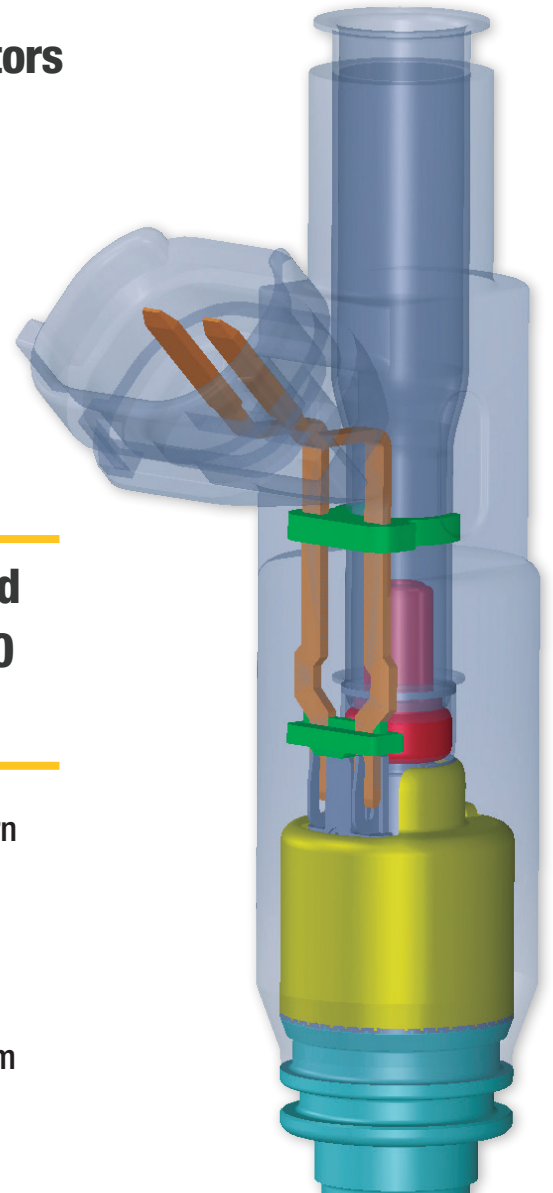
With unmatched coverage, NAPA® Echlin® fuel injectors are meticulously designed, manufactured, and tested to ensure consistent reliability and performance.

We have a full offering of related fuel injection components including fuel pressure sensors, pressure regulators, damper assemblies, fuel/water separator sensors, O-ring kits, and more.

**What's inside the NAPA® Echlin® box... advanced engineering, a brand-new injector, and over 100 years of experience. What's in your box?**

Precision engineering means a commitment to flow and spray pattern matching, and strict requirements for flow rates to deliver better fuel economy and emissions.

We use multiple tip shapes and multiple inserts to match OE-style spray patterns to ensure positive control of fuel delivery for maximum performance and service life.

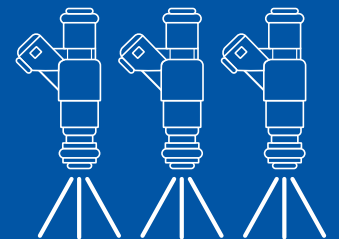


**1,000+**  
**100% NEW**  
**INJECTORS**

More than 1,000 New, not remanufactured, gasoline fuel injectors




Engineered and manufactured in our IATF 16949-certified facility in Greenville, SC



NAPA® Echlin® fuel injectors are advanced flow-matched to each specific application for balanced fuel delivery

# We know that optimal performance begins with quality components.



**Stainless steel calibration slide and spring assembly** prevents corrosion within fuel control body leading to extended service life

**High-temp Viton® O-rings** enable prolonged sealing of injector under extreme heat conditions

**Precision wound and trimmed solenoid windings** allow computer to command efficient fuel delivery

**Included retaining clip** keeps the injector in position while protecting against vibration

**NAPA® Echlin® 2-39284**  
**New GDI Fuel Injector**  
**Chevy/GMC Truck (2019-14)**

**Additional O-rings and umbrella seals** are included to ensure a trouble-free install

## Quality designed. Quality Built. Quality Tested. Every time.

We perform initial life-cycle validation and 100% end-of-line testing. What's more, **we subject our fuel injectors to more than 35 different tests** and inspections including endurance, spray pattern, thermal cycles, vibration, shock load, and more. You can count on precision quality, enhanced performance, extra durability, and 100% consistent product reliability.



## NAPA® Echlin® gasoline injectors are 100% New, not remanufactured. Here's why.

Let's look at GDI injectors. Most GDIs can't be remanufactured because they cannot be disassembled to replace worn and failed components. Yet several aftermarket companies offer GDI reman programs – The problem is, the injector isn't rebuilt, it's only cleaned and the internal components are more likely to fail sooner. That's why we only offer pristine 100% New gas injectors that will deliver optimal performance and longevity.

